

MODULTEILUNG

À PAS MODULE MODULAR PITCH

feinstverzahnt taillage de précision precision cut
Quality 7h25

Module (mm)

1 1.5 2 2.5 3 4 5 6

Gerade verzahnt, feinstgestossen

Material: ETG88 DIN 17210
Profil: geschliffen h6
Zahnung: Eingriffswinkel $\alpha=20^\circ$
feinstgestossen
Qualität: 7h25 DIN 3962/63/67

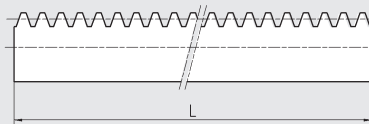
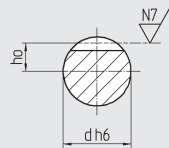

Dentures droite, taillage de précision

Matière: ETG88 DIN 17210
Profil: rectifiée h6
Denture: angle de pression $\alpha=20^\circ$
taillage de précision
Qualité: 7h25 DIN 3962/63/67

Straight tooth, precision cut

Material: ETG88 DIN 17210
Profile: profile ground h6
Teeth: pressure angle $\alpha=20^\circ$
precision cut
Quality: 7h25 DIN 3962/63/67

F_p (mm):
Teilungs-Gesamtabweichung
Erreur totale de pas
Cumulative pitch error



Part No.	p	Modul	L ± 10	d	h ₀	m(kg)	F _p
126 101	3.141	1.0	250	10	4	0.14	0.030
126 102	3.141	1.0	500	10	4	0.28	0.039
126 103	3.141	1.0	1000	10	4	0.56	0.057
126 104	3.141	1.0	2000	10	4	1.12	0.093
126 111	4.712	1.5	250	15	6	0.32	0.032
126 112	4.712	1.5	500	15	6	0.63	0.041
126 113	4.712	1.5	1000	15	6	1.26	0.059
126 114	4.712	1.5	2000	15	6	2.52	0.096
126 121	6.283	2.0	250	20	8	0.57	0.030
126 122	6.283	2.0	500	20	8	1.13	0.036
126 123	6.283	2.0	1000	20	8	2.26	0.050
126 124	6.283	2.0	2000	20	8	4.52	0.077
126 132	7.854	2.5	500	25	10	1.76	0.038
126 133	7.854	2.5	1000	25	10	3.51	0.050
126 134	7.854	2.5	2000	25	10	7.02	0.075
126 142	9.425	3.0	500	30	12	2.51	0.040
126 143	9.425	3.0	1000	30	12	5.02	0.051
126 144	9.425	3.0	2000	30	12	10.0	0.073
126 152	12.566	4.0	500	40	16	4.53	0.042
126 153	12.566	4.0	1000	40	16	9.06	0.051
126 154	12.566	4.0	2000	40	16	18.10	0.070
126 162	15.708	5.0	500	50	20	6.83	0.040
126 163	15.708	5.0	1000	50	20	13.60	0.048
126 164	15.708	5.0	2000	50	20	27.30	0.062
126 173	18.850	6.0	1000	50	19	14.00	0.051
126 174	18.850	6.0	2000	50	19	28.00	0.065

p (mm) Teilung, pas, pitch

Seite / Page 04.04–04.11, 04.14

Seite / Page 03.13

Seite / Page 07.04–07.15