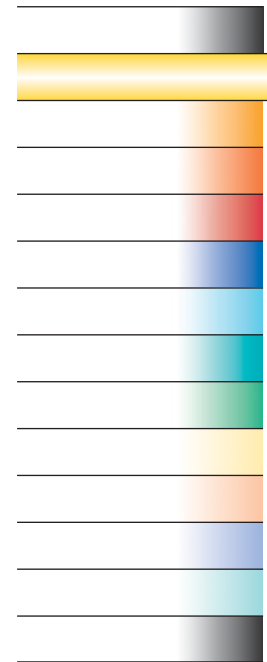


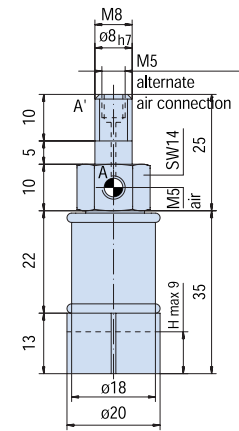
Parallel gripper	Three-jaw gripper	Angle gripper	Internal-hole gripper	Other grippers	Electric gripper
LG15-18 - LG120-135	LG4-20	LG20-30	LG30-50	GV50	

Collet gripper

Advantages, benefits, comparisons and tips!
Stacks of information all about this product are on page 165.

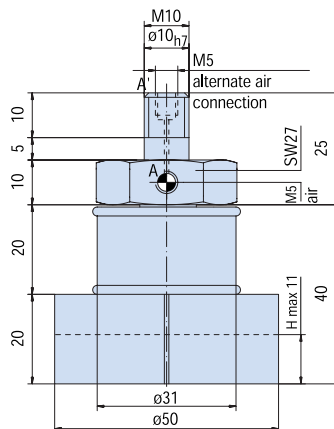


Order no.:					
LG 4-20	LG 20-30	LG 30-50	LG 4-20V	LG 20-30V	
Drive:					
pneum.	pneum.	pneum.	pneum.	pneum.	
Stroke [mm]:					
1	1	1	1	1	
Max. turn-off height [mm]:					
9	10	11	25	35	
Overall torque in opening [Nm]:					
0,5	2,0	3,0	0,5	2,0	
Opening force [N]:					
20	25	30	20	25	
Self-locking via:					
DSV 1/8	DSV 1/8	DSV 1/8	DSV 1/8	DSV 1/8	
Closing time/opening time [s]:					
0,1	0,1	0,1	0,1	0,1	
Min./max. operating pressure [bar]:					
4/6	4/6	4/6	4/6	4/6	
Air volume per cycle [cm³]:					
1	3	5	1	3	
Min./max. operating temperature [°C]:					
5/60	5/60	5/60	5/60	5/60	
Weight [kg]:					
0,06	0,14	0,45	0,08	0,17	
Dimension A [mm]:					
13	15	20	29	40	

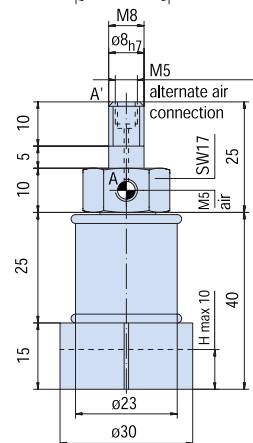


LG4-20

All data measured at 6 bar.



LG30-50



LG20-30